

Vacu-Maid CleanSweep ElectroKit

Quietdrive™

THE VSP KITS INCLUDE:

- **GSH-630X** 30 ft. Crush-Proof 4-wire Swivel Hose
- **EB-270NW** 14" CleanSweep Electric Brush with Lightweight Telescopic Wands
- **W-519H** Stainless Telescopic Ratchet Wand
- **FB-215BLK** 12" Floor Brush with Wheels
- **DB-630BLK** Premium Dusting Brush
- **UT-630BBLK** Premium Upholstery Tool
- **CT-630BLK** Premium Crevice Tool
- **CB-180** Mesh Caddy Bag
- **H-431** Hose Hanger
- **CT-3BL** Clip-On Tool Caddy
- **VVH-1** Wall Wand Holder



VSP1S features Direct Connect Plug-In.



VSP2S features 6 ft. Pigtail Cord.



Things to Consider:

A brush using "V-Technology Drive Systems" runs quieter, transfers power more efficiently, and protects both belt and motor life better than traditional geared belts.

- Use the easy release wand with the electric brush for quick service as you move over carpeted areas. The wand is designed to be used with all of your standard accessories.
- Natural fill brushes last longer and clean better than synthetic fills.
- When hanging your hose hanger, place it high enough so you can loop your hose only four times and still clear the floor. It means less work for you each and every time you clean.


VACU-MAID®
CENTRAL VACUUM SYSTEMS
www.vacumaid.com

Suited for:

For homes with a variety of carpeted surfaces including hand-made carpets laid directly over hard floor, high pile carpets on soft padding, and homes where you move from one floor covering to another as you move through the house, a chevron brush powerhead is ideal.



High Pile Carpeting



Low Pile Carpeting



Rugs



Surface Transition



Special Kit Features:



A full 14" cleaning width




Quiet Drive...V-Technology for continuous contact between brush and belt




The tear drop design reduces in-hand weight and promotes longer hose life.



Cord management makes above the floor use easy and convenient.



Ratchet adjusts to user's needs.



Notched in front to prevent bull-dosing of dirt.



Molded in vinyl for a soft touch to protect fine furnishings.

• THE POWERHEAD:

The low profile EB-270 CleanSweep powerhead provides a full 14" cleaning path and a chevron brush roll for superior cleaning on all carpet conditions. The chevron brush design draws the dirt into the air stream for a deep down clean while grooming the carpet for that "just vacuumed" look. Chevron brush designs run quieter and are great for hand made carpets.

The new Quietdrive V-belt technology uses a multi-grooved reinforced belt for continuous contact and efficient transfer of power to the brush. It's a dramatically quieter system that delivers a positive drive that won't slip or ratchet under severe cleaning conditions.

The easy release of the telescopic wand lets you clean hard floors, baseboards, or above-the-floor surfaces without a second wand or disconnecting the hose. The telescopic wand adjusts to you so there is less strain when cleaning, and the 90 degree rotation lets you get under beds and furnishings.

A four position height adjustment ensures you get the right result on every type of carpeted surface; low pile, berber or even high pile with the softest padding.

• THE ELECTRIC HOSE:

The hose handle permits you to grip at several points on the handle to match where and how you want to clean. By keeping the hose low to the floor, it keeps the weight out of your hand for easier cleaning.

The quick release cord management feature lets you separate the hose from the wand for attention to your above-the-floor cleaning needs. No connecting and reconnecting like other products.

A full 360 degree swivel eliminates wrist strain, stops kinking, and increases hose life. Rotate the handle 90 degrees for easy under furniture cleaning.

Available for universal use with an six foot cord or in direct connect version, which eliminates the cord for the most user-friendly cleaning you will ever experience.

• STAINLESS TELESCOPIC RATCHET WAND:

The stainless telescopic ratchet wand can be adjusted to necessary heights to lessen back strain.

With its stainless steel construction, it is more durable than most other wands and reduces any chance of rusting, especially in moist climates.

• FLOOR BRUSH:

The twelve inch floor brush won't push the dirt in front of the tool due to the unique cut of the natural fill. Great edge cleaning and the ideal shape to get in and around furnishings and cabinets, makes this the most user-friendly hard floor tool around.

• THE ACCESSORIES FOR EVERYDAY CLEANING:

The soft PVC dusting brush won't mark or scratch furnishings and has a full natural fill for gentle cleaning and long life.

The upholstery tool won't seal to the floor or upholstery. Keeping the airflow is necessary for effective cleaning. The directional brush inset helps release imbedded or stuck-on dirt from your stairs or the floor of your car.

A full length crevice tool with notched end ensures you keep the air moving when you go down along a car seat or in the corner of stair risers. If you don't move air, you won't move dirt.

A clip-on tool caddy allows you to mount your accessories to your cleaning wand so that they are there when you need them, not back in the closet.

Add a hose hanger for storing the hose, wall wand holder to hold the wand and a caddy bag to hold all of your tools to and from, and you have a complete home cleaning system to complement your Vacu-Maid central vacuum system.